






20 Bywaters Drive Catherine Field, NSW

 4
  2
  2

## Featured Home at Catherine Field

Features of this home includes

- \* 4 Large Bedrooms with Built-in Wardrobes + Study (can use as a bedroom with door and window)
- \* Open Living & Dining Areas
- \* Gas Cooktop and Oven
- \* Ducted Air-Conditioner
- \* Double Lock-Up Garage
- \* Large Fully Fenced Yard

EDEN Estate in Catherine Field:

Eden is wonderfully convenient, its located close to:

- \* New South West Rail Link station at Leppington
- \* The M5 and M7 motorways

**\$700 pw**

**Type** : House

**Date Available** : Thursday, 2nd March 2023

**Building Size** : 253 m2

**Midland Management**

0420488278